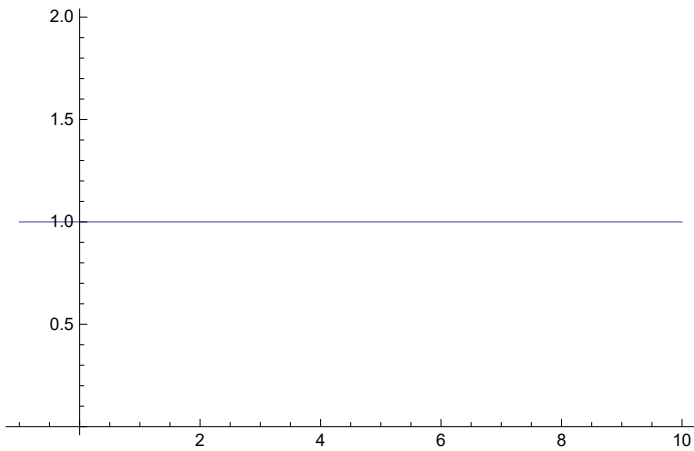
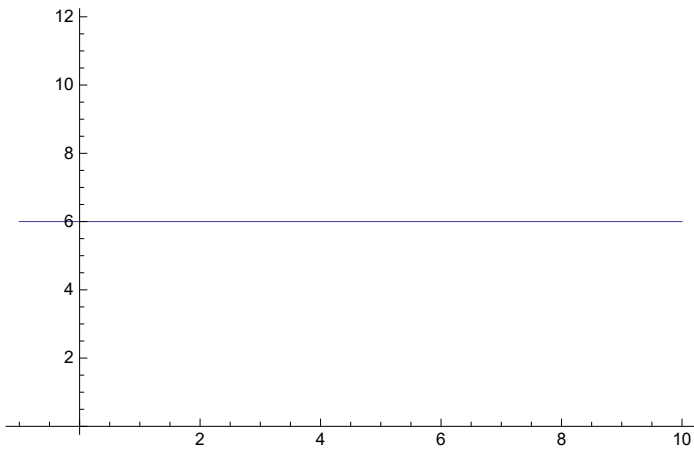


Bill Knowlton
Department of Materials Science & Engineering
Department of Electrical & Computer Engineering
Boise State University

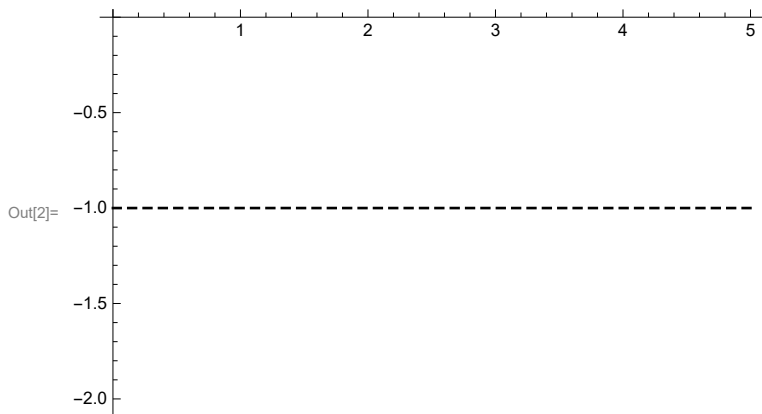
Horizontal Line

```
Plot[y = 6, {x, -1, 10}]
```

```
Plot[y = 1, {x, -1, 10}]
```



```
In[2]:= ListLinePlot[{{0, -1}, {5, -1}}, PlotStyle -> {Black, Dashed, Thickness[.004]}]
```



Vertical Line

```
ListPlot[{{6, 0}, {6, 10}}, Joined → True]
```

